

Operation of bicycles is permitted on all SIU campus roadways and pedestrian pathways except where prohibited by signs or markings. It is illegal to ride a bicycle through a crosswalk. Bicyclists should dismount and walk their bicycles through the crosswalk.

More information about biking on campus can be found here:  
[bike.siu.edu](http://bike.siu.edu)




### City of Carbondale Bikeway Map

- Bike Lane - Striped or Shoulder
- Bike Route - Signs Only
- Bikeway - Sidepath / Bike Trail
- One-Way Traffic
- Overpass
- Bike Pump
- Bike Fixt Station
- Public Safety Building
- Fire Station
- Hospital
- School


## Same Roads, Same Rules, Same Rights



Be cautious, yield to pedestrians



Stop at all stop signs and red lights



Ride in the same direction as traffic



Watch the road, avoid hazards



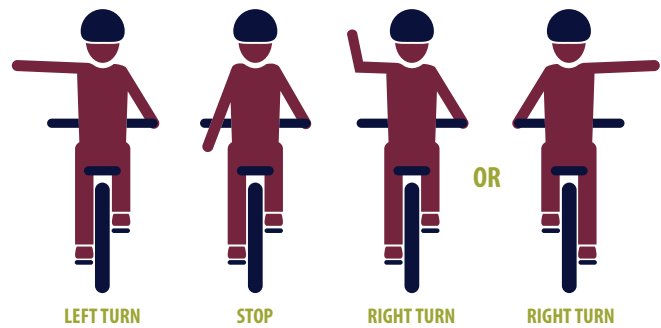
Riders over age 12 not permitted on sidewalks



Use white front and red rear lights or reflectors at night

### Making Turns

Use hand signals for turns and stops



LEFT TURN

STOP

RIGHT TURN


RIGHT TURN

OR



### FixIt Stations

FixIt Stations include tools necessary to change flat tires and complete basic maintenance. Look for locations on the Bike Map.



### Locking Tip

Lock bike wheels to frame with a U-Lock or heavy chain.

## Bicycling on Streets

### Two-Way Roads:

Riders traveling at less than the normal speed of traffic should ride in a straight line as close as practicable to the right hand curb except when:

1. Overtaking or passing other bicycles or vehicles.
2. When preparing for a left-hand turn.
3. When necessary to avoid parked vehicles, pedestrians, hazards, etc.

In wide lanes, ride a bit to the left in order to remain visible to vehicles. Avoid weaving in and out of empty parking spaces.

### Never Ride Against Traffic:

Riding against traffic is illegal and dangerous.

### Positioning and Visibility:

Ride in a straight line toward the right of the lane but far enough from the curb to be visible, to avoid hazards, and to discourage motorists from passing too closely within the same lane. Follow all traffic laws and use hand signals to communicate to other traffic. Wear reflective clothing and use lights at night to remain visible.

### Be Defensive:

In many cases, motorists are legally at fault in motorist - bicyclist accidents. However, an alert and well positioned bicyclist can often anticipate and avoid many accidents. Be aware and expect the unexpected. Consider using a mirror to be better aware of the traffic around you.

### Riding on Sidewalks is Illegal:

Except for children under the age of 12 on bicycles whose wheels are less than 24 inches, or on designated multi-purpose sidepaths.

### Control the Lane:

Move to the center of the lane at intersections, when traveling at the same speed as other traffic, and when roads are too narrow to share with motorists side by side safely (by maintaining at least three feet of separation).

### Intersections:

Follow lane markings and use the center of the right-most lane going in your direction, even when making right turns. This controls the lane, makes you more visible, and discourages motorists from turning in front of you. Never ride to the right side of any vehicle that may turn right. If unable to change lanes to turn left, ride across to the other side of the intersection and then align with vehicular traffic. Always remember to signal all turns and lane changes.

### The Door Zone:

The area next to a parked car where cyclists can be struck or startled by an opening car door. Injury can result from hitting or bouncing off of a door or being thrown into traffic by swerving to avoid the door.

In bike lanes, ride five feet from parked cars. This is typically near the left edge of the lane, but may also be on the left line or outside of the bike lane.

## Bicycle Rules and Safety Tips

### City Bicycle License

Bicycles operated on the City of Carbondale's public right-of-way (streets, alleys, trails, sidewalks, etc.) must be licensed by the City or Southern Illinois University. In the unfortunate event of theft, licensing may help the authorities locate and return your bicycle to you. License decals must be displayed on the bicycle and may be obtained at the Carbondale Public Safety Building, phone (618) 457-3200, or the SIU Department of Public Safety, phone (618) 453-3771.

### Before You Ride

- Wear a helmet and brightly-colored clothes. Snug fitting clothing minimizes wind resistance and is less likely to get caught in your equipment.
- Make sure your bicycle is in tip-top condition. Check tires, chains, brakes, and other moving parts. To learn how to check your bicycle, visit a bicycle shop or talk to a more experienced cyclist.
- Plan your route carefully. This map will help you avoid hazardous routes and contribute to a safer, more pleasant trip.

### When Riding

- Obey all traffic safety laws and rules as if you were driving a car. This includes traffic signs, signals, and pavement markings.
- Stay as far to the right as practicable, except to avoid hazards such as grates, broken glass, or road debris.
- Never ride more than two (2) abreast.
- Watch for signs prohibiting bicycles. Be aware that in Illinois bicycles are prohibited on all interstate highways, freeways, and tollways. Other roads may also prohibit bicycles and are marked as such.

### Night Riding

- Avoid riding at night. If you do, you must have the following:
  1. A white front light visible for at least 500 feet.
  2. A red rear reflector visible from 100 to 600 feet. A red lamp visible from 500 feet may be used in addition to a red reflector.
  3. Pedal reflectors visible from the front and rear for 200 feet.
  4. Side reflectors visible from 500 feet.
- You should also wear brightly-colored clothing with reflective stripes for high visibility.

### Riding on a Sidewalk

- Riding bicycles on sidewalks in the City limits is prohibited except in the following cases:
  1. In non-business districts, children under the age of 12 may ride on sidewalks on bikes with wheels smaller than 24 inches.
  2. Bicycles are permitted on sidepaths officially designated as bikeways.

These rules and tips summarize state and local regulations. Please see the Illinois Vehicle Code and Chapter 18-14 of the Carbondale Revised Code for complete regulations. The City's Bikeway Network Map is an official City document approved by the City Council. Questions and suggestions for improving the City's bikeway network should be directed to the Planning and Development Management Division of the City of Carbondale, phone (618) 457-3248.

# Carbondale



## CITY OF CARBONDALE Bikeway Network

The City of Carbondale has established a system of recommended bicycle routes. While cyclists are legally allowed on all streets within the City limits, some streets are officially designated as bike routes due to their proximity to destinations like parks and schools, lower traffic volume, or extra width. There are several types of designated routes:



**Bike Lanes - Striped or Shoulder:** Along several streets, cyclists have the benefit of designated bicycle lanes. A white stripe and "bike only" markings distinguish the bicycle lane. Green "bike route" signs are also in place along these routes.



**Bike Route - Signs Only:** Many bicycle routes are on-street routes marked by green "bike route" signs.



**Bikeway - Sidepath / Bike Trail:** Bicycles may be ridden only on those sidewalks designated by the official City Bikeway Network Map and marked with signage.